

UCHealth

Chair:

Richard L. Monfort

President and CEO:

Elizabeth B. Concordia

UCHealth Board of Directors:

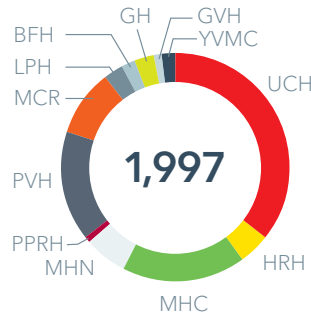
- Richard L. Monfort, Chair
- Chris Osborn, Vice Chair
- Ray Baker
- Elizabeth B. Concordia
- Don Elliman
- April Jones
- Michael J. Long
- John Reilly, MD
- Laurie Steele
- Timothy Travis
- Todd Whitsitt, MD

UCHealth includes:

- Broomfield Hospital (BFH)
- Grandview Hospital (GVH)
- Greeley Hospital (GH)
- Highlands Ranch Hospital (HRH)
- Longs Peak Hospital (LPH)
- Medical Center of the Rockies (MCR)
- Memorial Hospital Central (MHC)
- Memorial Hospital North (MHN)
- Pikes Peak Regional Hospital (PPRH)
- Poudre Valley Hospital (PVH)
- UCHealth Medical Group (UCHealthMG)
- University of Colorado Hospital (UCH)
- Yampa Valley Medical Center (YVMC)

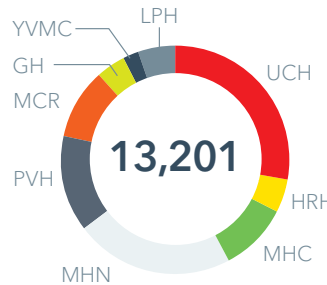
Affiliated hospitals:

- Campbell County Health, Gillette, Wyoming
- Cheyenne Regional Medical Center, Cheyenne, Wyoming
- Iverson Memorial Hospital, Laramie, Wyoming
- Sidney Regional Medical Center, Sidney, Nebraska



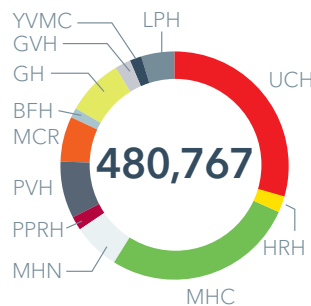
Available beds:

UCH	703	MCR	185
HRH	93	LPH	57
MHC	368	BFH	38
MHN	124	GH	57
PPRH	13	GVH	22
PVH	303	YVMC	34



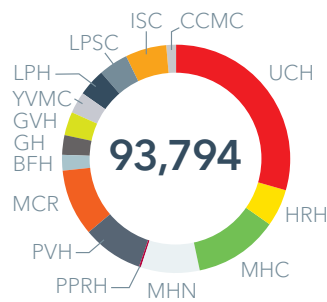
Babies delivered:

UCH	...	3,433	MCR	...	1,225
HRH	793	GH	597
MHC	...	1,322	YVMC	324
MHN	...	3,160	LPH	652
PVH	...	1,695			



ER visits:

UCH	..	132,160	MCR	..	43,045
HRH	..	15,461	BFH	...	7,423
MHC	..	114,956	GH	...	24,853
MHN	..	33,102	GVH	...	9,905
PPRH	..	8,272	YVMC	..	7,685
PVH	..	60,274	LPH	...	23,631



Surgeries:

UCH	..	27,639	GVH	...	3,094
HRH	...	5,152	YVMC	..	3,013
MHC	...	11,197	LPH	3,634
MHN	...	7,695	LPSC	...	3,893
PPRH	387	ISC	5,467
PVH	...	7,935	<small>(Inverness Orthopedics and Spine Surgery Center)</small>		
MCR	...	8,799	CCMC	...	1,101
BFH	...	2,299	<small>(Cherry Creek North Surgery Center)</small>		
GH	2,489			

26,080 employees

Metro Denver	12,000
Colorado Springs	...	5,990
Northern Colorado	..	8,090

141,206 inpatient admissions and observation visits

UCH	50,018	MCR	12,882
HRH	6,832	BFH	1,456
MHC	28,685	GVH	1,368
MHN	11,756	GH	4,618
PPRH	653	YVMC	1,549
PVH	16,252	LPH	5,137

4,488,949 outpatient visits

UCH	1,371,360	BFH	14
HRH	28,969	YVMC	73,716
MHC	277,490	LPH	19,417
MHN	36,714	UCHealthMG	2,178,161
PPRH	12,786	UCHealth		
PVH	304,053	Community Services	...	81,029
MCR	45,714	GH	59,526

*Annual totals based on UCHealth fiscal year ending June 30, 2021.

Last revision date: 9/1/2021.

