

# UCHEALTH

**CHAIR:**

Richard L. Monfort

**PRESIDENT AND CEO:**

Elizabeth B. Concordia

**UCHEALTH BOARD OF DIRECTORS:**

- Richard L. Monfort, Chair
- Chris Osborn, Vice Chair
- Ray Baker
- Elizabeth B. Concordia
- Don Elliman
- April Jones
- Michael J. Long
- John H. Sampson, MD
- Laurie Steele
- Theresa Peña
- Todd Whitsitt, MD

**UCHEALTH INCLUDES:**

- Broomfield Hospital (BFH)
- Grandview Hospital (GVH)
- Greeley Hospital (GH)
- Highlands Ranch Hospital (HRH)
- Longs Peak Hospital (LPH)
- Medical Center of the Rockies (MCR)
- Memorial Hospital Central (MHC)
- Memorial Hospital North (MHN)
- Parkview Medical Center (PMC)\*\*
- Parkview Pueblo West Hospital (PPW)\*\*
- Pikes Peak Regional Hospital (PPRH)
- Poudre Valley Hospital (PVH)
- UHealth Medical Group (UHealthMG)
- University of Colorado Hospital (UCH)
- Yampa Valley Medical Center (YVMC)

**AFFILIATED HOSPITALS:**

- Campbell County Health, Gillette, Wyoming
- Cheyenne Regional Medical Center, Cheyenne, Wyoming
- Iverson Memorial Hospital, Laramie, Wyoming
- Sidney Regional Medical Center, Sidney, Nebraska

**34,004**  
employees

Metro Denver . . . . . 14,815  
Southern Colorado . 10,014  
Northern Colorado . . 9,175

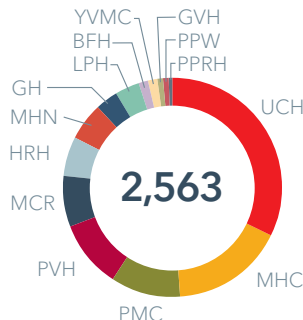
**186,789**

**inpatient admissions and observation visits**

|                      |                      |
|----------------------|----------------------|
| UCH . . . . . 56,131 | LPH . . . . . 7,877  |
| MHC . . . . . 35,626 | GH . . . . . 8,196   |
| PVH . . . . . 18,086 | PPW . . . . . 2,112  |
| PMC . . . . . 17,127 | YVMC . . . . . 1,874 |
| MHN . . . . . 12,385 | BFH . . . . . 1,429  |
| MCR . . . . . 14,122 | GVH . . . . . 865    |
| HRH . . . . . 10,519 | PPRH . . . . . 440   |

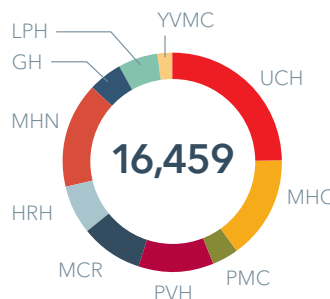
**8,684,176**\*\*\*  
outpatient visits

|                         |  |
|-------------------------|--|
| UCH . . . . . 2,095,822 | HRH . . . . . 128,745                      |
| PVH . . . . . 675,280   | PPRH . . . . . 51,269                      |
| MHC . . . . . 660,785   | BFH . . . . . 38,417                       |
| MCR . . . . . 249,259   | GVH . . . . . 35,583                       |
| GH . . . . . 179,984    | PPW . . . . . 34,849                       |
| MHN . . . . . 173,032   | PMG (Parkview Medical Group) . . . 247,967 |
| PMC . . . . . 166,145   | UHealthMG . . . 3,352,496                  |
| YVMC . . . . . 142,797  | Other**** . . . . . 339,497                |
| LPH . . . . . 112,249   |  |



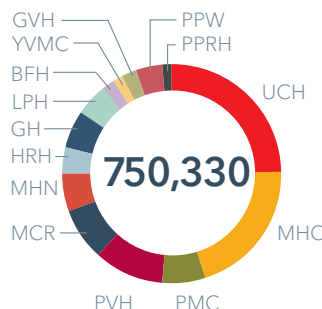
**Available beds:\*\*\*\***

|                   |                   |
|-------------------|-------------------|
| UCH . . . . . 830 | GH . . . . . 92   |
| MHC . . . . . 424 | LPH . . . . . 86  |
| PMC . . . . . 269 | BFH . . . . . 38  |
| PVH . . . . . 256 | YVMC . . . . . 34 |
| MCR . . . . . 191 | GVH . . . . . 22  |
| HRH . . . . . 147 | PPW . . . . . 21  |
| MHN . . . . . 140 | PPRH . . . . . 13 |



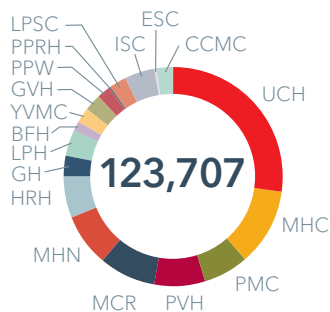
**Babies delivered:**

|                   |                   |
|-------------------|-------------------|
| UCH . . . 4,101   | HRH . . . 1,212   |
| MHC . . . 2,485   | MHN . . . 2,556   |
| PMC . . . . 648   | GH . . . . . 790  |
| PVH . . . . 1,857 | LPH . . . . . 967 |
| MCR . . . . 1,492 | YVMC . . . . 351  |



**ED visits:**

|                |                  |
|----------------|------------------|
| UCH . 185,930  | GH . . . 41,463  |
| MHC . 151,871  | LPH . . . 37,016 |
| PMC . . 48,204 | BFH . . . 13,649 |
| PVH . . 77,544 | YVMC . . 9,875   |
| MCR . . 59,386 | GVH . . 17,047   |
| MHN . . 41,546 | PPW . . 28,720   |
| HRH . . 27,689 | PPRH . . 10,390  |



**Surgeries:**

|                   |  |
|-------------------|--|
| UCH . . 33,729    | GVH . . . 3,020                                  |
| MHC . . 14,009    | PPW . . . 2,478                                  |
| PMC . . . 8,255   | PPRH . . . 417                                   |
| PVH . . . 9,505   | LVSC . . . 8,851                                 |
| MCR . . . 10,173  | ISC . . . . 5,679                                |
| MHN . . . 9,804   | (Inverness Orthopedics and Spine Surgery Center) |
| HRH . . . 7,470   | ESC . . . . . 385                                |
| GH . . . . 3,781  | (Eastview Surgery Center)                        |
| LPH . . . . 4,592 | CCMC . . . 2,764                                 |
| BFH . . . . 2,023 | (Cherry Creek North Surgery Center)              |
| YVMC . . . 2,772  |  |

\* Annual totals based on UHealth fiscal year ending June 30, 2024.  
 \*\* PMC and PPW joined UHealth 12.1.2023.  
 \*\*\* Outpatient visits include clinic, urgent care, procedural and ancillary visits.  
 \*\*\*\* Other includes imaging clinics and ambulatory surgery center procedures.  
 \*\*\*\*\* Available Beds include Med/Surg, ICU, OB, NICU, Psych, Rehab and CDU Beds.  
 † Physicians who practice at University of Colorado Hospital are University of Colorado School of Medicine faculty.

Last revision date: 9.13.2024.

